

January 2, 2025 08:22 PM GMT

US Economics | North America

# Employment Report Preview: Solid, but slowing

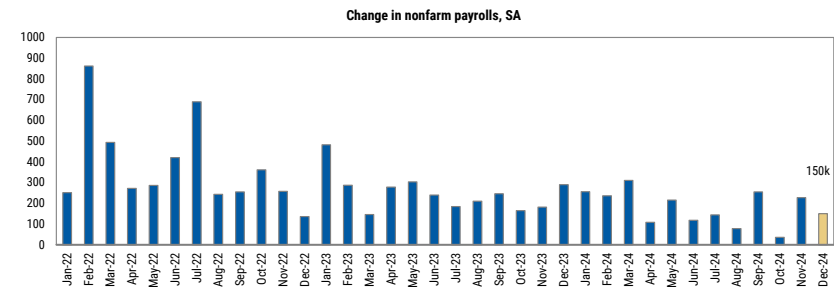
We forecast 150k in December payrolls, following November's 227k rise that we estimate at 127k ex storms and strikes. We see no further fundamental weakening in December, but payrolls have slowed from earlier in the year. The UE rate increases to 4.3% and AHE rises 0.3%.

Exhibit 1: Employment forecast details

Employment Report: Forecasts & Recent History						
	Est. Dec-24	Consensus Dec-24	Nov-24	Actual		
				Oct-24	3MMA	Year-Ago
Change in nonfarm payrolls (thous.)	150	153	227	36	173	290
Private payrolls	115		194	-2	138	214
Unemployment rate (%)	4.3	4.2	4.2	4.1	4.2	3.7
Labor force participation rate (%)	62.6		62.5	62.6	62.6	62.5
Average weekly hours	34.3	34.3	34.3	34.2	34.3	34.4
Average hourly earnings (%M)	0.3	0.3	0.4	0.4	0.4	0.3
%Y	4.0		4.0	4.0	4.0	4.3

Source: Bureau of Labor Statistics, (BLS), Bloomberg, Morgan Stanley Research forecasts

Exhibit 2: We project payrolls rose 150k in December.



Source: BLS, Morgan Stanley Research forecasts

MORGAN STANLEY & CO. LLC

Sam D Coffin

Economist

Sam.Coffin@morganstanley.com

+1 212 761-4630

Diego Anzoategui

Economist

Diego.Anzoategui@morganstanley.com

+1 212 761-8573

Lenoy Dujon

US/Canada Economist

Lenoy.Dujon@morganstanley.com

+1 212 761-2779

Heather Berger

Economist

Heather.Berger@morganstanley.com

+1 212 761-2296

## Payrolls Forecast

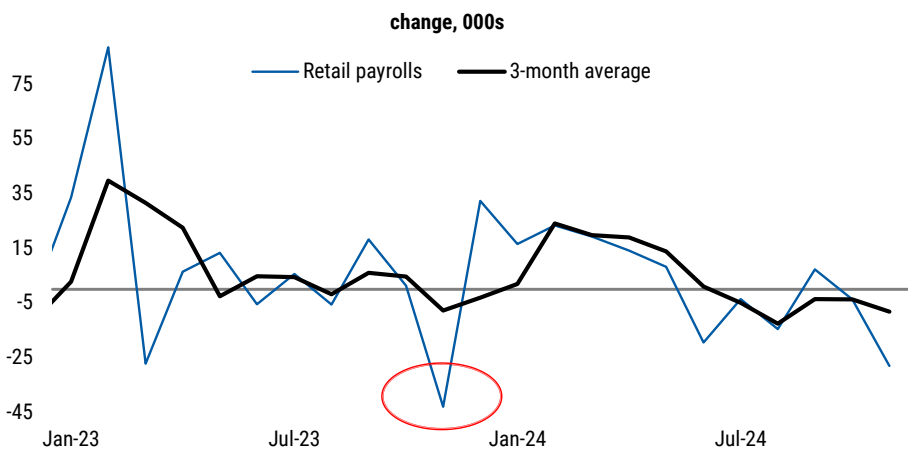
We forecast a 150k increase in nonfarm payrolls in December and a one-tenth rise in the unemployment rate to 4.3%. The labor market is on solid footing, but employment growth slowed and overall labor market conditions cooled in 2024. The good news is the labor market is not softening as suddenly as it appeared to do last summer.

We see **risks** to our forecasts from retail payrolls and from labor supply. In retail, payrolls can be volatile this time of year due to changing seasonal hiring patterns post-pandemic. We expect a rebound in retail employment, which we discuss in more detail below. Labor supply is a more fundamental uncertainty: immigration began slowing in July or August. Slower immigration is likely beginning to slow payrolls and lower the unemployment rate, but the exact timing is hard to estimate.

**A rebound in retail payrolls** is important to our forecast for December. After November's 28k decline, we forecast a 10k rise---a +38k swing. Retail spending has been strong, and coming into the holidays, retail hiring plans looked stronger than last year. That alone made us suspicious of last month's decline. In 2023 retail employment zig-zagged, with retail payrolls falling 43k in November but rebounding 32k in December. We're expecting a similar pattern this year. There's risk in both directions because of the gyrations in holiday spending and hiring patterns since the pandemic.

Other sectors that add risk: Like retail, transport payrolls can be volatile this time of year, as can education payrolls.

**Exhibit 3:** Retail payrolls fell in November. We expect a December rebound like last year's.



Source: BLS, Morgan Stanley Research

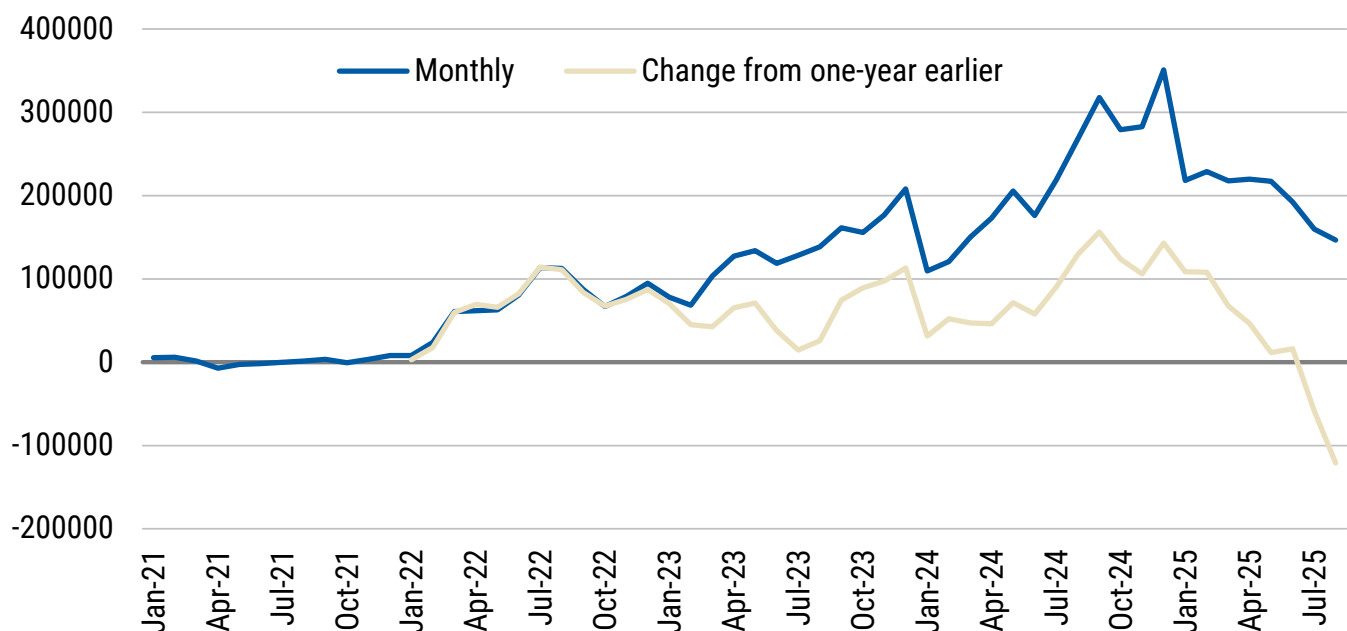
**Immigration** is mostly a 2025-26 issue (or so we think), but there were also policy changes in 2024 that could begin to affect the labor market. Through June, irregular border crossings had continued to accelerate from a year earlier. Encounters between border points with unauthorized immigrants slowed. But, through mid-year, there was an offsetting increase in scheduled appointments for unauthorized immigrants, through CBP One, that more than made up for the slowing in encounters. Then, in July and August, total

flows slowed sharply and were declining relative to a year earlier. This is a drag on labor supply growth. It decreases slack in the labor market at the same time as it slows payrolls. Both payrolls and the unemployment rate face downward pressure, which is an unusual mix from a historical perspective. It may make reading labor market conditions more difficult depending on whether the signal from labor demand (via employment) outweighs that from slack (via the unemployment rate).

Empirically, the pace of payroll growth consistent with an unchanged unemployment rate has been slowing. We estimated it at 265k per month in payrolls at the end of 2023 and 225k per month at the end of 2024. There is a high degree of uncertainty around these estimates but we think the direction is fairly clear. On net, we don't expect sudden further slowing in breakeven employment in December, alone. If there is, it will show as weaker payrolls and a lower unemployment rate.

**Exhibit 4:** Irregular immigration slowed in July and August.

#### Irregular immigration: Encounters + CBP One appointments - repatriations



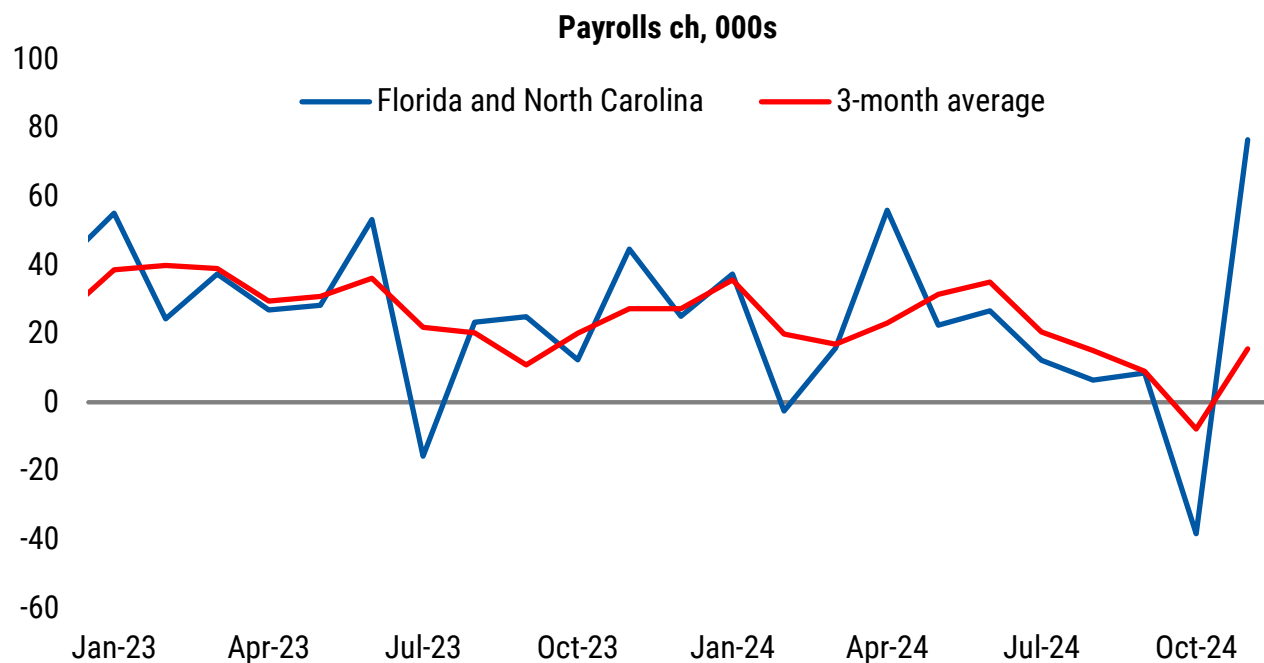
Source: Department of Homeland Security, Morgan Stanley Research

**Hurricane effects are finished.** We estimated the hurricane subtracted 60k from NC and FL payrolls in October, then added twice that in November, fully reversing the drag.

[Exhibit 5](#) below shows the November surge.

Returning **strikers** boosted November payrolls by about 40k, but there's no repeat in December.

**Exhibit 5:** Payrolls fell 38k in Florida and 6k in North Carolina—they appear to have subtracted about 60k from October payrolls



Source: BLS, Morgan Stanley Research

**Calendar effects.** We are not expecting distortion to payrolls or the unemployment rate from calendar effects. The late Thanksgiving holiday does not appear to have had a large effect. The household survey has an additional quirk this year: the survey week is earlier than usual---the week of the fifth. Again, though, we do not see a distortion.

December is a month in which employment slips slightly before seasonal adjustment. Last year (in 2023), the seasonal factor allowed for a 368k decline in NSA payrolls.

**Exhibit 6:** Industry breakdown of payrolls, and our December forecast

	Average monthly change							
monthly change, 000s	1Q24	2Q24	3Q24		Sep	Oct	Nov	Dec est
<b>Nonfarm</b>	<b>267</b>	<b>147</b>	<b>159</b>		<b>255</b>	<b>36</b>	<b>227</b>	<b>150</b>
Private	203	137	119		222	-2	194	120
Goods-producing	26	4	13		15	-44	34	11
Mining and logging	0	-3	1		1	2	2	1
Construction	29	9	23		26	2	10	10
Manufacturing	-3	-2	-11		-12	-48	22	0
Motor veh.	1	3	-5		-5	-3	0	
Service-producing	177	133	107		207	42	160	110
Wholesale	0	4	5		2	4	2	0
Retail	20	1	-4		7	-4	-28	10
Trans. & warehousing	11	19	6		8	-4	3	-2
Utilities	1	1	1		3	-1	0	1
Information	2	-1	-8		1	-6	0	-8
Financial	-2	7	3		6	6	17	3
Professional & business services	24	9	-10		22	-23	26	25
Temp help	-3	-13	-13		5	-33	2	
Education	5	3	8		9	3	7	3
Health care, social assistance	81	80	67		81	64	72	50
Leisure & hospitality	26	4	36		61	2	53	25
Other services	11	6	2		6	0	8	2
Government	64	10	40		33	38	33	30
Federal	11	1	2		4	2	-2	
State and local	54	9	38		29	36	35	

Source: BLS, Morgan Stanley Research forecasts

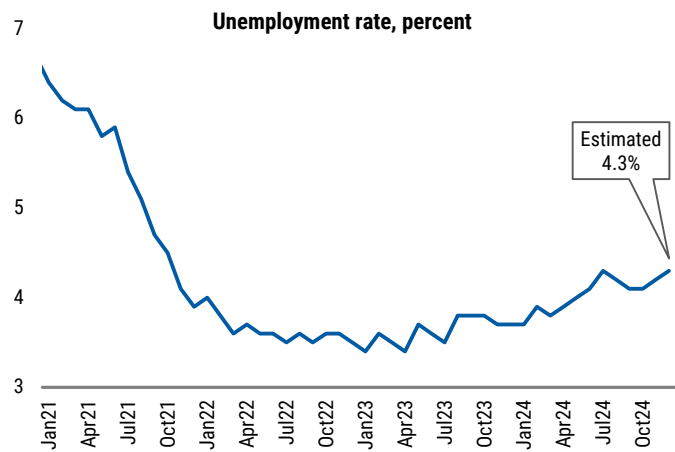
## Hours and earnings

For average hourly earnings, we forecast an on-trend 0.3% m/m gain in average hourly earnings and a stall at 4.0% on a 12-month basis. The workweek was probably unchanged. If we are correct, our forecast suggests continued growth in aggregate labor market income that is outpacing inflation.

## Unemployment Rate and Labor Force Participation

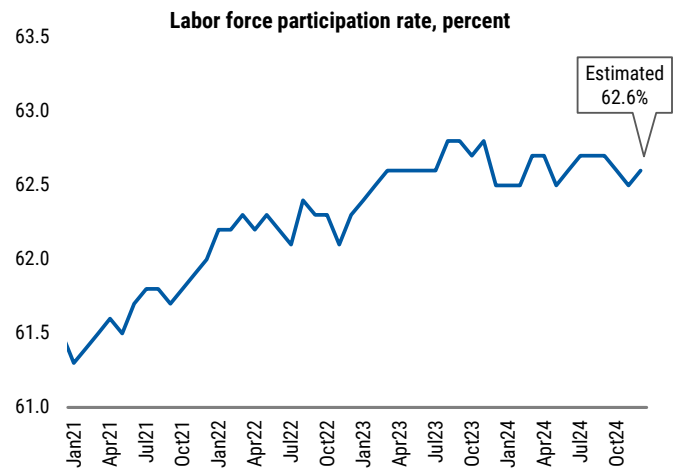
November's unemployment rate was 4.246% before rounding---just barely rounding down to 4.2%. We expect it ticks up to 4.3% in December, continuing its gradual uptrend. The labor force participation rate also inches up, continuing to trend sideways.

**Exhibit 7:** We forecast the unemployment rate increases a tenth to 4.2%



Source: Bureau of Labor Statistics, Morgan Stanley Research forecasts

**Exhibit 8:** We expect labor force participation increases a tenth to 62.7%



Source: Bureau of Labor Statistics, Morgan Stanley Research forecasts

## Disclosure Section

The information and opinions in Morgan Stanley Research were prepared by Morgan Stanley & Co. LLC, and/or Morgan Stanley C.T.V.M. S.A., and/or Morgan Stanley Mexico, Casa de Bolsa, S.A. de C.V., and/or Morgan Stanley Canada Limited. As used in this disclosure section, "Morgan Stanley" includes Morgan Stanley & Co. LLC, Morgan Stanley C.T.V.M. S.A., Morgan Stanley Mexico, Casa de Bolsa, S.A. de C.V., Morgan Stanley Canada Limited and their affiliates as necessary.

For important disclosures, stock price charts and equity rating histories regarding companies that are the subject of this report, please see the Morgan Stanley Research Disclosure Website at [www.morganstanley.com/researchdisclosures](http://www.morganstanley.com/researchdisclosures), or contact your investment representative or Morgan Stanley Research at 1585 Broadway, (Attention: Research Management), New York, NY, 10036 USA.

For valuation methodology and risks associated with any recommendation, rating or price target referenced in this research report, please contact the Client Support Team as follows: US/Canada +1 800 303-2495; Hong Kong +852 2848-5999; Latin America +1 718 754-5444 (U.S.); London +44 (0)20-7425-8169; Singapore +65 6834-6860; Sydney +61 (0)2-9770-1505; Tokyo +81 (0)3-6836-9000. Alternatively you may contact your investment representative or Morgan Stanley Research at 1585 Broadway, (Attention: Research Management), New York, NY 10036 USA.

## Global Research Conflict Management Policy

Morgan Stanley Research has been published in accordance with our conflict management policy, which is available at [www.morganstanley.com/institutional/research/conflict/policies](http://www.morganstanley.com/institutional/research/conflict/policies). A Portuguese version of the policy can be found at [www.morganstanley.com.br](http://www.morganstanley.com.br)

## Important Disclosures

Morgan Stanley is not acting as a municipal advisor and the opinions or views contained herein are not intended to be, and do not constitute, advice within the meaning of Section 975 of the Dodd-Frank Wall Street Reform and Consumer Protection Act.

Morgan Stanley Research does not provide individually tailored investment advice. Morgan Stanley Research has been prepared without regard to the circumstances and objectives of those who receive it. Morgan Stanley recommends that investors independently evaluate particular investments and strategies, and encourages investors to seek the advice of a financial adviser. The appropriateness of an investment or strategy will depend on an investor's circumstances and objectives. The securities, instruments, or strategies discussed in Morgan Stanley Research may not be suitable for all investors, and certain investors may not be eligible to purchase or participate in some or all of them. Morgan Stanley Research is not an offer to buy or sell or the solicitation of an offer to buy or sell any security/instrument or to participate in any particular trading strategy. The value of and income from your investments may vary because of changes in interest rates, foreign exchange rates, default rates, prepayment rates, securities/instruments prices, market indexes, operational or financial conditions of companies or other factors. There may be time limitations on the exercise of options or other rights in securities/instruments transactions. Past performance is not necessarily a guide to future performance. Estimates of future performance are based on assumptions that may not be realized. If provided, and unless otherwise stated, the closing price on the cover page is that of the primary exchange for the subject company's securities/instruments.

The fixed income research analysts, strategists or economists principally responsible for the preparation of Morgan Stanley Research have received compensation based upon various factors, including quality, accuracy and value of research, firm profitability or revenues (which include fixed income trading and capital markets profitability or revenues), client feedback and competitive factors. Fixed Income Research analysts', strategists' or economists' compensation is not linked to investment banking or capital markets transactions performed by Morgan Stanley or the profitability or revenues of particular trading desks.

With the exception of information regarding Morgan Stanley, Morgan Stanley Research is based on public information. Morgan Stanley makes every effort to use reliable, comprehensive information, but we make no representation that it is accurate or complete. We have no obligation to tell you when opinions or information in Morgan Stanley Research change apart from when we intend to discontinue equity research coverage of a subject company. Facts and views presented in Morgan Stanley Research have not been reviewed by, and may not reflect information known to, professionals in other Morgan Stanley business areas, including investment banking personnel.

Morgan Stanley may make investment decisions that are inconsistent with the recommendations or views in this report.

To our readers based in Taiwan or trading in Taiwan securities/instruments: Information on securities/instruments that trade in Taiwan is distributed by Morgan Stanley Taiwan Limited ("MSTL"). Such information is for your reference only. The reader should independently evaluate the investment risks and is solely responsible for their investment decisions. Morgan Stanley Research may not be distributed to the public media or quoted or used by the public media without the express written consent of Morgan Stanley. Any non-customer reader within the scope of Article 7-1 of the Taiwan Stock Exchange Recommendation Regulations accessing and/or receiving Morgan Stanley Research is not permitted to provide Morgan Stanley Research to any third party (including but not limited to related parties, affiliated companies and any other third parties) or engage in any activities regarding Morgan Stanley Research which may create or give the appearance of creating a conflict of interest. Information on securities/instruments that do not trade in Taiwan is for informational purposes only and is not to be construed as a recommendation or a solicitation to trade in such securities/instruments. MSTL may not execute transactions for clients in these securities/instruments.

Morgan Stanley is not incorporated under PRC law and the research in relation to this report is conducted outside the PRC. Morgan Stanley Research does not constitute an offer to sell or the solicitation of an offer to buy any securities in the PRC. PRC investors shall have the relevant qualifications to invest in such securities and shall be responsible for obtaining all relevant approvals, licenses, verifications and/or registrations from the relevant governmental authorities themselves. Neither this report nor any part of it is intended as, or shall constitute, provision of any consultancy or advisory service of securities investment as defined under PRC law. Such information is provided for your reference only.

Morgan Stanley Research is disseminated in Brazil by Morgan Stanley C.T.V.M. S.A. located at Av. Brigadeiro Faria Lima, 3600, 6th floor, São Paulo - SP, Brazil; and is regulated by the Comissão de Valores Mobiliários; in Mexico by Morgan Stanley México, Casa de Bolsa, S.A. de C.V. which is regulated by Comisión Nacional Bancaria y de Valores. Paseo de los Tamarindos 90, Torre 1, Col. Bosques de las Lomas Floor 29, 05120 Mexico City; in Japan by Morgan Stanley MUFG Securities Co., Ltd. and, for Commodities related research reports only, Morgan Stanley Capital Group Japan Co., Ltd; in Hong Kong by Morgan Stanley Asia Limited (which accepts responsibility for its contents) and by Morgan Stanley Bank Asia Limited; in Singapore by Morgan Stanley Asia (Singapore) Pte. (Registration number 199206298Z) and/or Morgan Stanley Asia (Singapore) Securities Pte Ltd (Registration number 200008434H), regulated by the Monetary Authority of Singapore (which accepts legal responsibility for its contents and should be contacted with respect to any matters arising from, or in connection with, Morgan Stanley Research) and by Morgan Stanley Bank Asia Limited, Singapore Branch (Registration number T14FCO118); in Australia to "wholesale clients" within the meaning of the Australian Corporations Act by Morgan Stanley Australia Limited A.B.N. 67 003 734 576, holder of Australian financial services license No. 233742, which accepts responsibility for its contents; in Australia to "wholesale clients" and "retail clients" within the meaning of the Australian Corporations Act by Morgan Stanley Wealth Management Australia Pty Ltd (A.B.N. 19 009 145 555, holder of Australian financial services license No. 240813, which accepts responsibility for its contents; in Korea by Morgan Stanley & Co International plc, Seoul Branch; in India by Morgan Stanley India Company Private Limited having Corporate Identification No (CIN) U22990MH1998PTC115305, regulated by the Securities and Exchange Board of India ("SEBI") and holder of licenses as a Research Analyst (SEBI Registration No. INH000001105); Stock Broker (SEBI Stock Broker Registration No. INZ000244438), Merchant Banker (SEBI Registration No. INM0000011203), and depository participant with National Securities Depository Limited (SEBI Registration No. IN-DP-NSDL-567-2021) having registered office at 18th Floor, Tower 2, One World Center, Plot- 841, Jupiter Textile Mill Compound, Senapati Bapat Marg, Lower Parel, Mumbai 400013, India Telephone no. +91-22-61181000; Compliance Officer Details: Mr. Tejarshi Hardas, Tel. No.: +91-22-61181000 or Email: [tejarshi.hardas@morgan](mailto:tejarshi.hardas@morgan)

stanley.com; Grievance officer details: Mr. Tejarshi Hardas, Tel. No.: +91-22-61181000 or Email: msic-compliance@morganstanley.com; in Canada by Morgan Stanley Canada Limited; in Germany and the European Economic Area where required by Morgan Stanley Europe S.E., regulated by Bundesanstalt fuer Finanzdienstleistungsaufsicht (BaFin) under the reference number 149169; in the United States by Morgan Stanley & Co. LLC, which accepts responsibility for its contents. Morgan Stanley & Co. International plc, authorized by the Prudential Regulation Authority and regulated by the Financial Conduct Authority and the Prudential Regulation Authority, disseminates in the UK research that it has prepared, and research which has been prepared by any of its affiliates, only to persons who (i) are investment professionals falling within Article 19(5) of the Financial Services and Markets Act 2000 (Financial Promotion) Order 2005 (as amended, the "Order"); (ii) are persons who are high net worth entities falling within Article 49(2)(a) to (d) of the Order; or (iii) are persons to whom an invitation or inducement to engage in investment activity (within the meaning of section 21 of the Financial Services and Markets Act 2000, as amended) may otherwise lawfully be communicated or caused to be communicated. RMB Morgan Stanley Proprietary Limited is a member of the JSE Limited and A2X (Pty) Ltd. RMB Morgan Stanley Proprietary Limited is a joint venture owned equally by Morgan Stanley International Holdings Inc. and RMB Investment Advisory (Proprietary) Limited, which is wholly owned by FirstRand Limited. The information in Morgan Stanley Research is being disseminated by Morgan Stanley Saudi Arabia, regulated by the Capital Market Authority in the Kingdom of Saudi Arabia, and is directed at Sophisticated investors only.

The trademarks and service marks contained in Morgan Stanley Research are the property of their respective owners. Third-party data providers make no warranties or representations relating to the accuracy, completeness, or timeliness of the data they provide and shall not have liability for any damages relating to such data. The Global Industry Classification Standard (GICS) was developed by and is the exclusive property of MSCI and S&P.

Morgan Stanley Research, or any portion thereof may not be reprinted, sold or redistributed without the written consent of Morgan Stanley.

Indicators and trackers referenced in Morgan Stanley Research may not be used as, or treated as, a benchmark under Regulation EU 2016/1011, or any other similar framework.

The information in Morgan Stanley Research is being communicated by Morgan Stanley & Co. International plc (DIFC Branch), regulated by the Dubai Financial Services Authority (the DFSA) or by Morgan Stanley & Co. International plc (ADGM Branch), regulated by the Financial Services Regulatory Authority Abu Dhabi (the FSRA), and is directed at Professional Clients only, as defined by the DFSA or the FSRA, respectively. The financial products or financial services to which this research relates will only be made available to a customer who we are satisfied meets the regulatory criteria of a Professional Client. A distribution of the different MS Research ratings or recommendations, in percentage terms for Investments in each sector covered, is available upon request from your sales representative.

The information in Morgan Stanley Research is being communicated by Morgan Stanley & Co. International plc (QFC Branch), regulated by the Qatar Financial Centre Regulatory Authority (the QFCRA), and is directed at business customers and market counterparties only and is not intended for Retail Customers as defined by the QFCRA.

As required by the Capital Markets Board of Turkey, investment information, comments and recommendations stated here, are not within the scope of investment advisory activity. Investment advisory service is provided exclusively to persons based on their risk and income preferences by the authorized firms. Comments and recommendations stated here are general in nature. These opinions may not fit to your financial status, risk and return preferences. For this reason, to make an investment decision by relying solely to this information stated here may not bring about outcomes that fit your expectations.

Registration granted by SEBI and certification from the National Institute of Securities Markets (NISM) in no way guarantee performance of the intermediary or provide any assurance of returns to investors. Investment in securities market are subject to market risks. Read all the related documents carefully before investing.