

Global Markets Analyst

The US Election—Debating the Asset Market Impacts (Wilson/Chang)

- This year's US presidential election is still almost six months away. But the first debate, now scheduled to take place in less than a month (three months earlier than usual), may increase focus on the election and provide fresh clues as to how the market is viewing its impact on asset markets. Ahead of this, and the summer convention season, we update our views around the potential asset market impacts of the main election outcomes.
- We focus on the likely impacts from shifts in fiscal, tax, and trade policy. Unified government control is likely to generate the most positive fiscal impulse, while divided government is likely to lead to more fiscal restraint—but in all scenarios, the likely fiscal effects in each scenario are much smaller than in 2020, and so the market's potential reaction to proposed tariffs may be the biggest swing factor.
- At this stage, our baseline scenarios predict 1) a modest rally in equities, higher yields, and USD strength in a **Republican sweep**, 2) modest equity downside, higher yields, and USD weakness in a **Democratic sweep**, 3) modest equity downside, slightly higher yields, and USD strength in a **Trump with divided government** outcome, and 4) equities flattish, lower yields, and USD weakness in a **Biden with divided government** outcome.
- If fiscal proposals wind up being larger, or the market reacts more intensely to tariff proposals then these outcomes could be quite different. Other potential policy shifts that we do not explicitly consider here (geopolitical tail risks, Fed risks) may also broaden the asset impacts. Given the uncertainty around these reactions, a Republican sweep may not reliably follow the asset footprint seen in 2016.
- We still see a stronger USD as the most reliable impact of a potential Republican victory because it is the most consistent response to tariff risks. Higher yields are more likely in either "sweep" outcome than in divided government outcomes. Our baseline estimates do not make a strong case for hedging equity exposures, but there are scenarios that could generate more significant equity pressure. Because FX and rates impacts vary across different potential risk scenarios positioning for deep equity downside directly may still offer the most efficient protection for long risk portfolios.
- The challenge for positioning for or hedging against election outcomes is that the

Dominic Wilson

+1(212)902-5924 |
dominic.wilson@gs.com
Goldman Sachs & Co. LLC

Vickie Chang

+1(212)902-6915 | vickie.chang@gs.com
Goldman Sachs & Co. LLC

election itself is still some time away. But market focus could pick up ahead of that point. Volatility in many parts of the market remains quite low by historic standards, and even lower still ahead of the October/November period. We think that presents opportunities to look at positioning for increased focus in the election through the summer and beyond.

The US Election—Debating the Asset Market Impacts

The US elections in November remain a major risk event for asset markets. Election Day is still nearly six months away, but we are now within three months of the conventions and of the period where polling data is likely to become more reliable. The first presidential debate is now scheduled for June 27th, well ahead of the usual September timeline. In both [2016](#) and [2020](#), the first debate provided one of the first broad market-moving events of the election cycle.

We outlined some [early thoughts](#) a few months back on the potential asset market impacts of different election outcomes. The election has still not yet been a major driver of markets, so direct clues as to how markets may respond remain limited. The upcoming debate is likely to be the first potential point for the market to reveal how it currently views the asset “footprint” of different election outcomes. Ahead of that point, we revisit our thinking here. Our Economics team recently set out more detailed views on [the likely policy implications of the election](#). We use that analysis here to estimate an updated set of potential responses across major asset markets and highlight where uncertainty is particularly high.

In February, we highlighted five major policy areas that might drive asset market responses to the November election: fiscal policy; tax and regulation; trade policy; the Fed and immigration; and geopolitics. The last two are the most difficult to address concretely, so we focus here on quantifying the impact of the first three. Even in these areas, uncertainty around the impacts is high and it is easy to think of alternative reactions and asset-specific circumstances that a unified approach like ours will gloss over. But we think it is important to estimate the likely impacts as best we can and to refine them as new information becomes available.

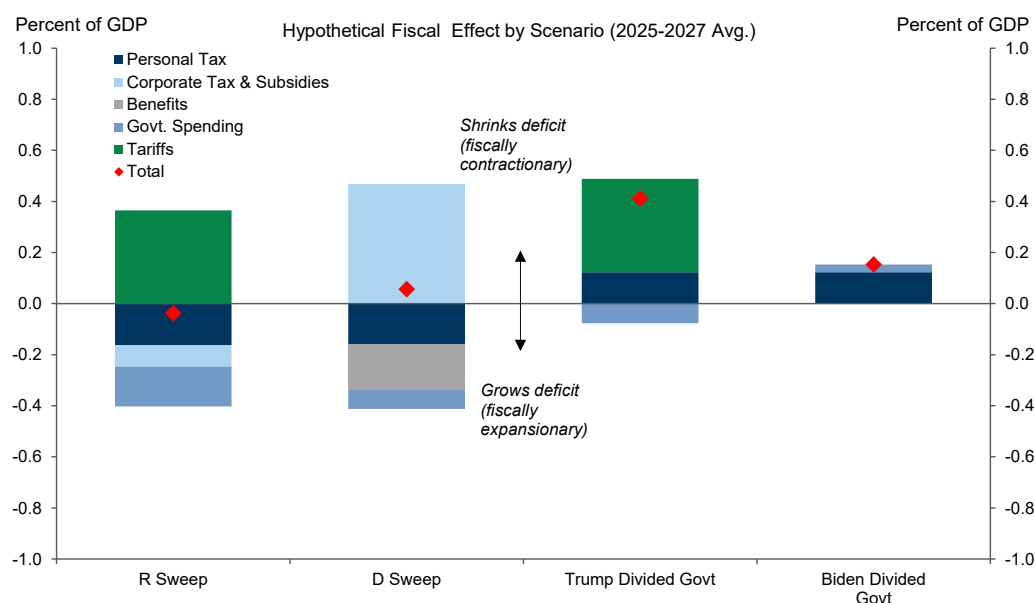
We still find that the most consistent implications across approaches are for the US Dollar, with a Trump victory likely to lead to a stronger Dollar through several potential channels. Equity and bond yield implications are more dependent on assumptions about how markets react to the prospect of potential large tariff increases in a Republican presidency, but there are conditions under which those markets might see substantial shifts too.

Fiscal and tax shifts more modest than in 2020

We start by considering the impact of the fiscal and tax agendas that our US economists currently expect in the four main election outcomes for the Presidency and Congress (Republican sweep; Democratic sweep; Trump with divided government; Biden with divided government).

Exhibit 1 shows the hypothetical fiscal effect in each scenario, including from the fiscal impact of potential tariff policies and use of the funds that they generate.¹ The largest shifts in fiscal policy occur in the two “sweep” scenarios, given the difficulty of implementing significant changes under divided government although we assume that tariff policy depends only on control of the Presidency. For the Republican sweep, this comes largely from the extension of expiring tax cuts and the assumption of additional tax cuts that offset new tariff revenue, while for the Democratic sweep higher corporate taxes are likely to be more than offset initially by an expanded Child Tax Credit. As we did for the 2020 election, we think about the potential fiscal impulse in terms of the upgrade or downgrade to growth expectations implied by Exhibit 1 and use our models to generate estimates of the impact of that growth shift on asset markets.²

Exhibit 1: The largest shifts in fiscal policy are most likely under unified government outcomes



Source: Goldman Sachs Global Investment Research

For tax and regulatory policy, we consider potential changes in terms of shifts to after-tax earnings and from there to equity prices. For a Democratic sweep, we consider the prospect of a corporate tax hike from 21% to 25% as the main proposal (Biden has proposed a 28% rate and other corporate policies but this could be too ambitious in a thinly divided Congress). While our central case is for no change in corporate tax rates in a Republican sweep, we see markets assigning some chance of a boost to corporate earnings from both potential corporate tax cuts and looser regulations. We assume that under a Trump presidency with divided government, the market still expects looser

¹ We have collapsed the two potential tariff scenarios from the original analysis into an equal-weighted version of those two alternatives, as only the election outcome itself is likely to be determined on Election Day.

² In 2020, inflation was below target and the unemployment rate was higher, so we assumed that shifts in the fiscal impulse did not generate an offsetting monetary policy response. With inflation still above target and the unemployment rate at historically low levels, we assume that now the Fed's policy path would shift to offset potential changes in the growth path. This dampens the impact of fiscal policy on equities and boost its impact on bond yields.

regulatory policy, but no corporate tax shifts.³

Exhibit 2 shows the estimated impact on the S&P 500, US 10-year yields and the trade-weighted US Dollar from these combined fiscal and tax shifts in the four scenarios. These estimates are quite small compared to our predictions in 2020, when the expected shifts in the fiscal impulse were much larger. Because it is the two “sweep” scenarios where the fiscal impulse is most positive, those scenarios boost bond yields more, while the fiscal restraint from divided government pushes in the opposite direction. The impact of potential tax and regulatory changes mitigates the potential tailwinds from the boost to growth to equity markets in a Democratic sweep and boosts them in the Republican sweep scenario.

Asset markets could obviously move more sharply if fiscal and tax policies become more ambitious as policy platforms firm up. Markets might also react more significantly to proposals for meaningful fiscal expansion if those proposals fueled focus on the sustainability of public debt or interacted with concerns about potential subordination of the Fed.

Exhibit 2: Fiscal and tax shifts imply quite modest moves in major assets

Estimated Asset Impacts From Fiscal + Tax/Regulatory Shifts				
	R Sweep	D Sweep	Trump with Divided Govt	Biden with Divided Govt
Equities				
S&P 500	3.9%	-4.3%	0.2%	-1.0%
FX				
EUR/USD	-0.1%	-0.1%	0.1%	0.1%
AUD/USD	0.2%	0.3%	-0.2%	-0.2%
JPY/USD	-0.7%	-1.3%	0.9%	0.9%
MXN/USD	0.2%	0.4%	-0.3%	-0.3%
CNH/USD	0.0%	-0.1%	0.1%	0.1%
CAD/USD	0.2%	0.3%	-0.2%	-0.2%
GS USD TWI	-0.01%	-0.01%	0.01%	0.01%
Rates				
UST 10Y	12bp	23bp	-16bp	-15bp

Source: Goldman Sachs Global Investment Research

The tariff “wild card”

The scenarios in Exhibit 2 incorporate the direct fiscal implications of potential tariff changes, but they do not incorporate the wider impact of those policies. Tariffs are not equivalent to other taxes in terms of their FX implications, so it is important to overlay estimates of the broader impact of tariff proposals on the fiscal and tax-driven estimates above. Tariffs have meaningful impacts on short-term inflation paths; and they affect

³ Specifically, we assume that the market sees the combined impact of tax and regulations under a Republican sweep as equivalent to a 50% chance of a cut in the corporate tax rate from 21% to 15%, roughly evenly divided between the two.

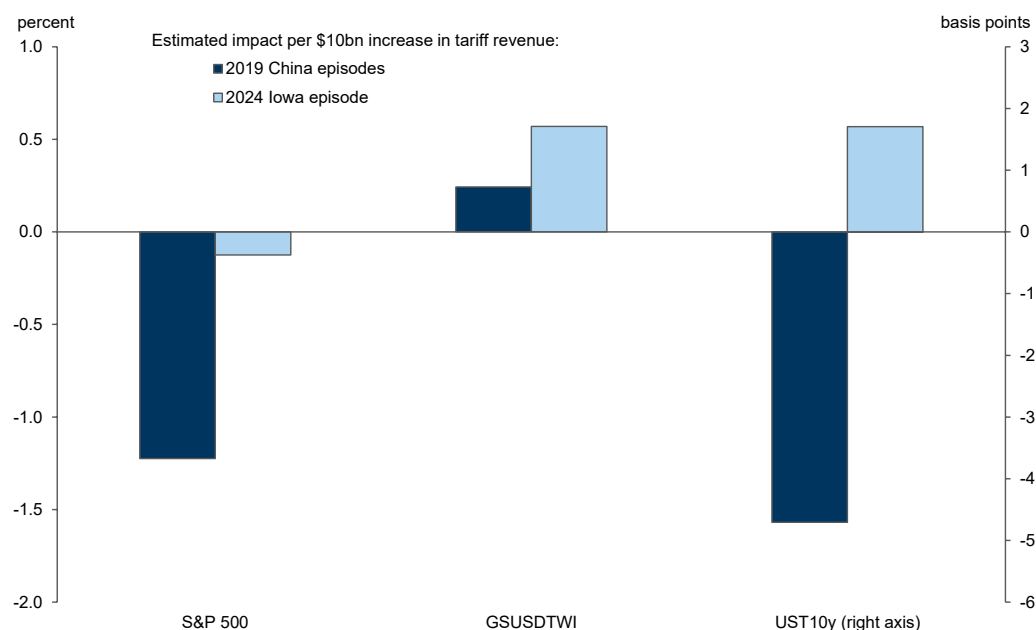
profitability and increase uncertainty for companies who depend on imported inputs or who supply into markets where retaliation is a possibility.

However, it is challenging to estimate the potential market reaction the prospect of tariffs. The [market reaction to the US tariffs](#) imposed on China in 2018 and 2019, which we used as a guide in the 2020 election, might be one potential road-map. Those episodes tended to push the USD stronger, but also triggered substantial equity sell-offs which helped to pull bond yields lower. Arguably the use of tariffs then was more of a shock than it is now, and the market impact of those narrower tariffs (vs. the broader tariffs proposed now) may have also included the risk of further trade escalation that could be less likely to be priced now if large upfront tariffs are already on the agenda. The magnitude of the equity market impacts of China tariff episodes (and the rotation away from cyclical stocks that we saw) was also consistent with much larger downward revisions to GDP growth than conventional estimates of the impact of tariffs on growth would have implied and how the economy behaved in 2019 after tariffs were imposed.⁴ So the risk is that the markets now views those moves shifts as an overreaction, especially in the current context.

We have also used the [market reaction to the Iowa caucuses](#) this year as a more recent potential indicator of asset impacts. [Exhibit 3](#) compares the estimated impact on equities, bond yields and the USD per \$10bn of tariff increases from this Iowa approach to the China episode approach. While both approaches predict a strengthening in the USD, the estimated impact on equities is much smaller using the Iowa sample, and the Iowa episode also generates estimates of higher, not lower, bond yields from tariffs. The post-Iowa pattern has the advantage that it takes place in the current policy context, but the disadvantage of relying heavily on scaling up a single episode where trade policy differences were only indirectly implied by the outcomes.

⁴ This is to some degree a more general puzzle. Equities fall much more sharply during recessions than the hit to discounted earnings imply, for instance. And while the tightening in financial conditions that results may then generate a substantial drag on growth, the logic there is somewhat circular.

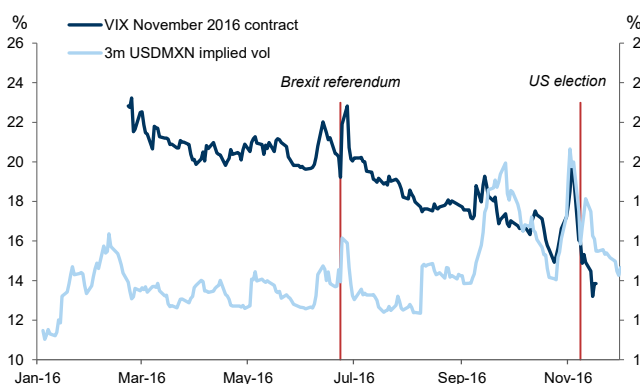
Exhibit 3: Post-Iowa and China 2018-19 reactions show similar responses in FX, but differences in rates and equities



Source: Goldman Sachs Global Investment Research

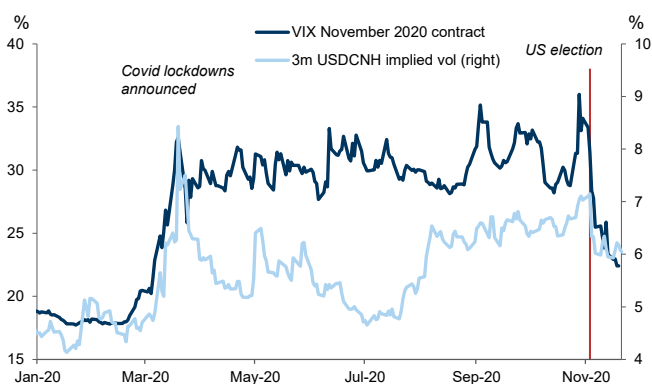
Even beyond uncertainties around the best methodology, the market impact also depends on the probability that the market assigns to both the likelihood of tariffs and the magnitude of those potential tariffs, specifically whether more dramatic tariff proposals are a gambit or a concrete policy plan. Experience in past elections, including both the focus on MXN in 2016 and CNH in 2020, also suggests that markets may not focus on these kinds of policy proposals until closer to the election when their salience increases. These issues potentially apply to all policy proposals, but we think are more pronounced with respect to tariffs.

Exhibit 4: In 2016, the election did not move macro markets much until September



Source: Bloomberg, Goldman Sachs Global Investment Research

Exhibit 5: In 2020, election impacts became visible in the summer and more clearly in the fall.



Source: Bloomberg, Goldman Sachs Global Investment Research

Varying these assumptions has a meaningful impact on the potential outcomes. Our bias is to think that the shock of tariff impacts on risk assets will be smaller than it was during the China trade war. We also think that without a large downgrade to risk assets,

yields are more likely to move higher than lower, particularly given the current inflation and policy context. But the potential range of outcomes around the impact of tariffs is large.

Asset market shifts in the four scenarios

[Exhibit 2](#) shows “baseline” scenarios that combines potential impacts from fiscal policy, tax and regulatory shifts, and tariff proposals. Here, we assume the post-lowa reactions to tariffs for equities and rates. For FX, where the impact of tariffs is similar across approaches, we scale the size of the USD TWI reactions to the China episodes since they come from a much larger sample, but use the post-lowa *pattern* of FX reactions, which we think are a better guide than the China-centric reactions of 2018-2019. We assume that the market is only partially priced for trade policy risks and will increase its weight on those as the election approaches, as in recent elections. As [Exhibit 6](#) shows, different assumptions about the impact and pricing of trade policy might lead to quite different estimated impacts, particularly for equities and rates.

Exhibit 6: Larger (and less certain) asset market shifts in the four scenarios when including potential tariff reactions

Baseline Estimates From Fiscal, Tax, and Trade Policy Shifts				
	R Sweep	D Sweep	Trump with Divided Govt	Biden with Divided Govt
Equities				
S&P 500	2.0%	-3.7%	-1.6%	-0.4%
FX				
EUR/USD	-4.0%	1.2%	-3.9%	1.4%
AUD/USD	-4.5%	1.9%	-4.9%	1.3%
JPY/USD	-5.1%	0.2%	-3.6%	2.4%
MXN/USD	-5.6%	2.4%	-6.1%	1.6%
CNH/USD	-2.7%	0.8%	-2.6%	0.9%
CAD/USD	-1.9%	1.0%	-2.3%	0.5%
GS USD TWI	3.6%	-1.2%	3.6%	-1.2%
Rates				
UST 10Y	37bp	14bp	10bp	-24bp

Source: Goldman Sachs Global Investment Research

Summarizing across the main scenarios:

1. **Republican sweep.** Our baseline scenario predicts a modest rally in equities (fiscal and tax boosts offset by tariff-related worry), yield upside and appreciation in the trade-weighted USD. The main risk to that comes from a larger negative reaction to potential tariffs that would weigh on equities and bond yields.
2. **Democratic sweep.** Our baseline scenario predicts modest equity downside (a fiscal boost and some modest tariff relief outweighed by corporate tax risks), modest USD depreciation and higher yields. If there was more substantial relief from avoiding potential new tariffs, this would lead to more positive equity

outcomes and reinforce the upward shift in yields and the potential depreciation for the USD. A larger anticipated fiscal impulse would counter the tendency for USD weakness.

3. **Trump with divided government.** Our baseline scenario predicts modest equity downside (modest fiscal restraint and tariff risks but some regulatory easing), slightly higher yields and meaningful USD upside (though less than in the sweep case, without the fiscal boost). If the market reacted more intensely to potential tariffs, alongside the prospect of fiscal restraint, this scenario could have the largest downside for equities and yields.
4. **Biden with divided government.** Our baseline scenario is that this mix creates a flattish outcome for equities as fiscal restraint is balanced by modest relief from corporate tax and tariff risks; yields would be expected to fall; and the USD should weaken (both from fiscal restraint and tariff relief). As with a Democratic sweep, the main alternative to this baseline is if relief from avoiding new tariffs was larger than expected, which would add to equity upside and USD downside, and could potentially push yields higher instead of lower.

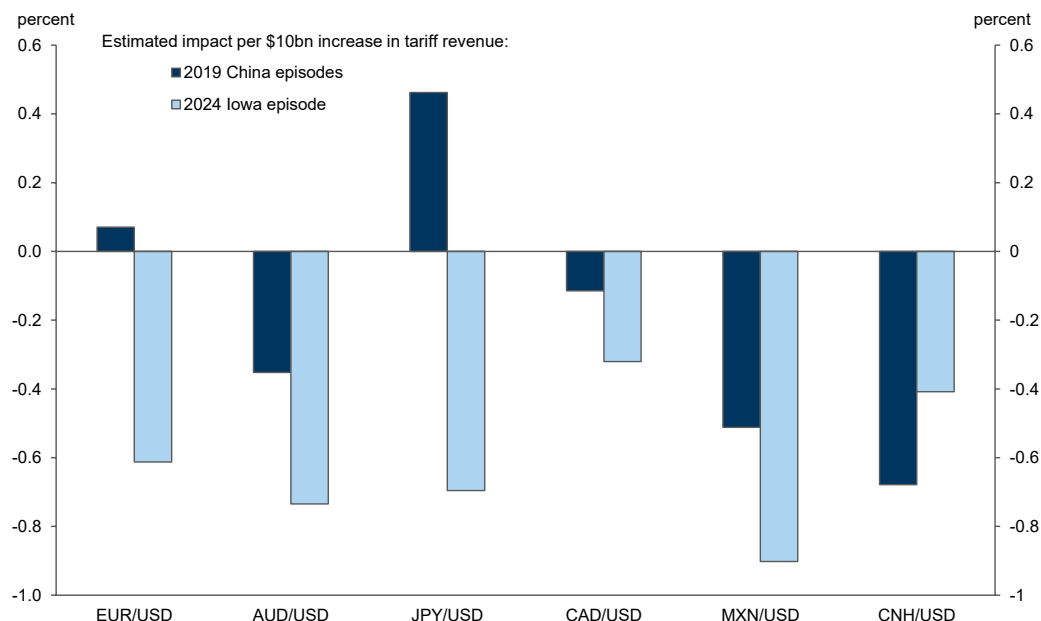
Market implications—outside USD, tariff uncertainty a dominant factor

We expect to learn more in coming months about the possible policy landscape but also about clues to the market reaction to those shifts. Although the uncertainty around these estimates remains high, at this stage we draw the following conclusions for markets:

1. **Shifts in fiscal and tax policy alone are likely to have a relatively modest effect on asset prices, though those impacts will likely be larger in sweeps than divided government.** Equity impacts could be larger if there is more hope of bigger corporate tax shifts, while yield shifts could be larger if the market sees fiscal expansion plans as a broader threat to debt sustainability. But the scope for asset markets to move on the likely fiscal impulses alone currently looks smaller than in 2016 or 2020. Because the Fed is more likely to adjust policy in response to shifts in the growth and inflation landscape than in 2016 and 2020, yields may move relatively more than equities compared to those episodes.
2. **The market reaction to tariff proposals is the biggest potential swing factor in asset markets.** Specifically, it will matter how much weight the market puts on the chance of increased tariffs becoming policy, and how much it worries about the risks that those tariffs create to growth and profitability. A more negative reaction is the biggest risk to the conventional view that a Republican sweep could push equities and bond yields higher as it did in 2016. And if fear of tariffs proves more intense, then the scope for relief in a Democratic victory would also rise.
3. **We still see a stronger USD as the most reliable impact of a potential Republican victory because a stronger USD is the most consistent response to tariff risks.** We would expect USD strength against a broader range of major currencies than in the 2018-2019 China tariff episodes, though a stronger negative risk reaction to tariffs could mitigate any strength against less cyclical currencies (i.e. safe havens). The degree to which the USD strengthens will vary, however,

depending on the extent to which the market believes that tariff proposals are large and imminent. Pressure for appreciation will also depend on the judgments that markets make about how tariffs will be passed on to consumers; the elasticity of demand for the products that are targeted; and the risks of retaliation. The counterpart to these risks is that a Democratic victory could lead to some USD weakness, particularly if tariff risks are well-priced going into the election.

- 4. Bond yields are more likely to rise in the two “sweep” outcomes than in divided government outcomes.** But they would rise more in a Republican sweep if the equity market reaction to tariff policies was benign and more in a Democratic sweep if fear of tariff policy impact going into the election was high. For equities, the most challenging scenario may be a version of a “Trump with divided government” outcome, in which markets react negatively to tariff proposals without any offsetting fiscal or tax boosts. More positive outcomes could come from a Republican sweep (fiscal boost, tax/regulatory cuts) with a more benign response to tariff proposals, or a “Biden with divided government” outcome (no corporate tax increases) in which relief from tariff fears is large.
- 5. Other potential policy shifts may broaden the asset impacts.** We do not explicitly consider the tail risks from geopolitics or a more aggressive attempt to influence Fed policy. We think the first of these reinforces the case for owning upside tails in oil and gold. The second might add to the case for upward pressure on bond yields in a Republican sweep and could put downward pressure on the USD if it becomes a large enough source of concern. The combination of upside risk to oil prices, fiscal policy, and tariffs also pushes towards higher inflation pricing in these scenarios. US policy shifts, particularly in trade and international policy, may also have significant impact on growth and asset market performance in other countries, including Europe and China, which we hope to be able to quantify more accurately in the future.

Exhibit 7: Post-Iowa response suggests a broader-based USD appreciation versus China trade war

Source: Goldman Sachs Global Investment Research

Watching the debate

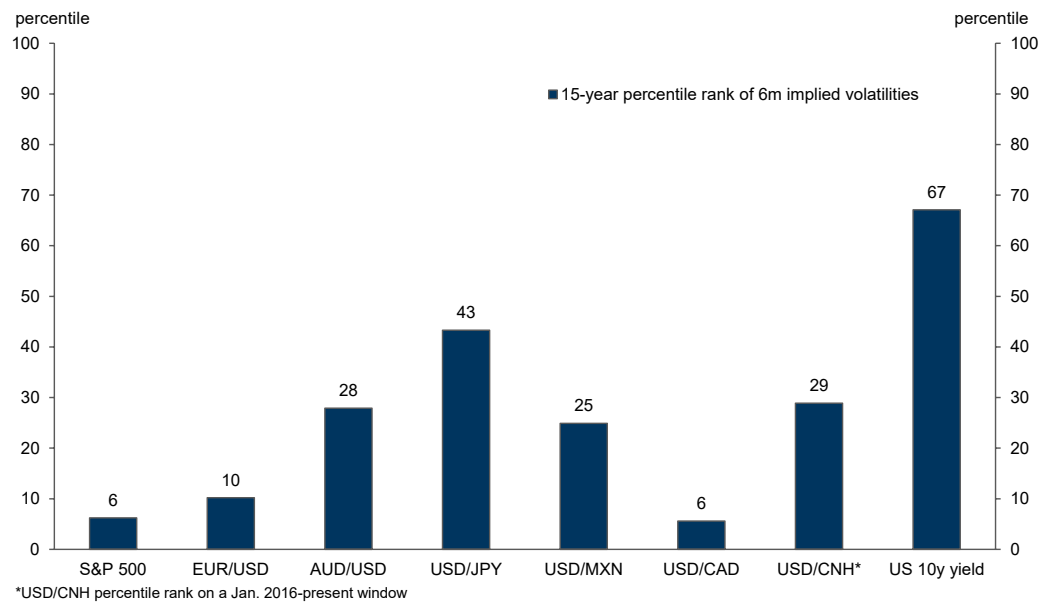
In terms of opportunities at the current juncture, USD upside continues to screen well to position for a Republican victory both in terms of both the size of moves relative to implied volatility and the robustness of the likely response to different assumptions. But we think it makes sense to retain an open mind about potential asset reactions and will be guided by any clues from the first debate on June 27th.

Our baseline estimates do not create a strong case for hedging equity exposures, but a strong reaction to tariff risks or a refocusing on debt sustainability issues in the face of fiscal expansion might generate more significant equity pressure. The challenge is that the correlation structure across assets is different in these cases. The risk of positioning for higher yields as a hedge is that a strong risk-off reaction to tariffs could push yields lower as it did in 2019. USD strength is a more reliable way to “cheapen” equity downside, but the case is clearest against riskier currencies where correlations savings are smallest. As a result, positioning for deep equity downside directly may still offer the most efficient protection for long risk portfolios.

The challenge for positioning for or hedging against election outcomes is that the election is still nearly six months away. Although Election Day itself is understandably usually the point at which the largest shifts in election probabilities take place, market focus may pick up well ahead of that point. We saw significant shifts in parts of the asset complex between July and October in 2016 and 2020 in response to election-related moves. The June 27th debate is a clear obvious potential source of market focus, given how those episodes have led to shifts in prediction market probabilities and asset markets in the past, and many parts of the market still appear to be pricing low volatility through that period.

It is also striking both that 6-month implied volatility—which encompasses the election—remains quite low by historic standards ([Exhibit 8](#)); and that there is a pronounced kink in volatility curves around the election date, which means that implied volatility ahead of October/November is even lower still. We think that presents opportunities to look at positioning for increased focus in the election through the summer, if not beyond.

Exhibit 8: Implied volatility is still quite low in many assets through the election period



Source: Goldman Sachs, Goldman Sachs Global Investment Research

Disclosure Appendix

Reg AC

We, Dominic Wilson and Vickie Chang, hereby certify that all of the views expressed in this report accurately reflect our personal views, which have not been influenced by considerations of the firm's business or client relationships.

Unless otherwise stated, the individuals listed on the cover page of this report are analysts in Goldman Sachs' Global Investment Research division.

Disclosures

Regulatory disclosures

Disclosures required by United States laws and regulations

See company-specific regulatory disclosures above for any of the following disclosures required as to companies referred to in this report: manager or co-manager in a pending transaction; 1% or other ownership; compensation for certain services; types of client relationships; managed/co-managed public offerings in prior periods; directorships; for equity securities, market making and/or specialist role. Goldman Sachs trades or may trade as a principal in debt securities (or in related derivatives) of issuers discussed in this report.

The following are additional required disclosures: **Ownership and material conflicts of interest:** Goldman Sachs policy prohibits its analysts, professionals reporting to analysts and members of their households from owning securities of any company in the analyst's area of coverage.

Analyst compensation: Analysts are paid in part based on the profitability of Goldman Sachs, which includes investment banking revenues. **Analyst as officer or director:** Goldman Sachs policy generally prohibits its analysts, persons reporting to analysts or members of their households from serving as an officer, director or advisor of any company in the analyst's area of coverage. **Non-U.S. Analysts:** Non-U.S. analysts may not be associated persons of Goldman Sachs & Co. LLC and therefore may not be subject to FINRA Rule 2241 or FINRA Rule 2242 restrictions on communications with subject company, public appearances and trading securities held by the analysts.

Additional disclosures required under the laws and regulations of jurisdictions other than the United States

The following disclosures are those required by the jurisdiction indicated, except to the extent already made above pursuant to United States laws and regulations. **Australia:** Goldman Sachs Australia Pty Ltd and its affiliates are not authorised deposit-taking institutions (as that term is defined in the Banking Act 1959 (Cth)) in Australia and do not provide banking services, nor carry on a banking business, in Australia. This research, and any access to it, is intended only for "wholesale clients" within the meaning of the Australian Corporations Act, unless otherwise agreed by Goldman Sachs. In producing research reports, members of Global Investment Research of Goldman Sachs Australia may attend site visits and other meetings hosted by the companies and other entities which are the subject of its research reports. In some instances the costs of such site visits or meetings may be met in part or in whole by the issuers concerned if Goldman Sachs Australia considers it is appropriate and reasonable in the specific circumstances relating to the site visit or meeting. To the extent that the contents of this document contains any financial product advice, it is general advice only and has been prepared by Goldman Sachs without taking into account a client's objectives, financial situation or needs. A client should, before acting on any such advice, consider the appropriateness of the advice having regard to the client's own objectives, financial situation and needs. A copy of certain Goldman Sachs Australia and New Zealand disclosure of interests and a copy of Goldman Sachs' Australian Sell-Side Research Independence Policy Statement are available at: <https://www.goldmansachs.com/disclosures/australia-new-zealand/index.html>. **Brazil:** Disclosure information in relation to CVM Resolution n. 20 is available at <https://www.gs.com/worldwide/brazil/area/gir/index.html>. Where applicable, the Brazil-registered analyst primarily responsible for the content of this research report, as defined in Article 20 of CVM Resolution n. 20, is the first author named at the beginning of this report, unless indicated otherwise at the end of the text. **Canada:** This information is being provided to you for information purposes only and is not, and under no circumstances should be construed as, an advertisement, offering or solicitation by Goldman Sachs & Co. LLC for purchasers of securities in Canada to trade in any Canadian security. Goldman Sachs & Co. LLC is not registered as a dealer in any jurisdiction in Canada under applicable Canadian securities laws and generally is not permitted to trade in Canadian securities and may be prohibited from selling certain securities and products in certain jurisdictions in Canada. If you wish to trade in any Canadian securities or other products in Canada please contact Goldman Sachs Canada Inc., an affiliate of The Goldman Sachs Group Inc., or another registered Canadian dealer. **Hong Kong:** Further information on the securities of covered companies referred to in this research may be obtained on request from Goldman Sachs (Asia) L.L.C. **India:** Further information on the subject company or companies referred to in this research may be obtained from Goldman Sachs (India) Securities Private Limited, Research Analyst - SEBI Registration Number INH000001493, 951-A, Rational House, Appasaheb Marathe Marg, Prabhadevi, Mumbai 400 025, India, Corporate Identity Number U74140MH2006FTC160634, Phone +91 22 6616 9000, Fax +91 22 6616 9001. Goldman Sachs may beneficially own 1% or more of the securities (as such term is defined in clause 2 (h) the Indian Securities Contracts (Regulation) Act, 1956) of the subject company or companies referred to in this research report. Investment in securities market are subject to market risks. Read all the related documents carefully before investing. Registration granted by SEBI and certification from NISM in no way guarantee performance of the intermediary or provide any assurance of returns to investors. Goldman Sachs (India) Securities Private Limited Investor Grievance E-mail: india-client-support@gs.com. Compliance Officer: Anil Rajput [Tel: + 91 22 6616 9000 | Email: anil.m.rajput@gs.com]. **Japan:** See below. **Korea:** This research, and any access to it, is intended only for "professional investors" within the meaning of the Financial Services and Capital Markets Act, unless otherwise agreed by Goldman Sachs. Further information on the subject company or companies referred to in this research may be obtained from Goldman Sachs (Asia) L.L.C., Seoul Branch. **New Zealand:** Goldman Sachs New Zealand Limited and its affiliates are neither "registered banks" nor "deposit takers" (as defined in the Reserve Bank of New Zealand Act 1989) in New Zealand. This research, and any access to it, is intended for "wholesale clients" (as defined in the Financial Advisers Act 2008) unless otherwise agreed by Goldman Sachs. A copy of certain Goldman Sachs Australia and New Zealand disclosure of interests is available at: <https://www.goldmansachs.com/disclosures/australia-new-zealand/index.html>. **Russia:** Research reports distributed in the Russian Federation are not advertising as defined in the Russian legislation, but are information and analysis not having product promotion as their main purpose and do not provide appraisal within the meaning of the Russian legislation on appraisal activity. Research reports do not constitute a personalized investment recommendation as defined in Russian laws and regulations, are not addressed to a specific client, and are prepared without analyzing the financial circumstances, investment profiles or risk profiles of clients. Goldman Sachs assumes no responsibility for any investment decisions that may be taken by a client or any other person based on this research report. **Singapore:** Goldman Sachs (Singapore) Pte. (Company Number: 198602165W), which is regulated by the Monetary Authority of Singapore, accepts legal responsibility for this research, and should be contacted with respect to any matters arising from, or in connection with, this research. **Taiwan:** This material is for reference only and must not be reprinted without permission. Investors should carefully consider their own investment risk. Investment results are the responsibility of the individual investor. **United Kingdom:** Persons who would be categorized as retail clients in the United Kingdom, as such term is defined in the rules of the Financial Conduct Authority, should read this research in conjunction with prior Goldman Sachs research on the covered companies referred to herein and should refer to the risk warnings that have been sent to them by Goldman Sachs International. A copy of these risks warnings, and a glossary of certain financial terms used in this report, are available from Goldman Sachs International on request.

European Union and United Kingdom: Disclosure information in relation to Article 6 (2) of the European Commission Delegated Regulation (EU) (2016/958) supplementing Regulation (EU) No 596/2014 of the European Parliament and of the Council (including as that Delegated Regulation is

implemented into United Kingdom domestic law and regulation following the United Kingdom's departure from the European Union and the European Economic Area) with regard to regulatory technical standards for the technical arrangements for objective presentation of investment recommendations or other information recommending or suggesting an investment strategy and for disclosure of particular interests or indications of conflicts of interest is available at <https://www.gs.com/disclosures/europeanpolicy.html> which states the European Policy for Managing Conflicts of Interest in Connection with Investment Research.

Japan: Goldman Sachs Japan Co., Ltd. is a Financial Instrument Dealer registered with the Kanto Financial Bureau under registration number Kinsho 69, and a member of Japan Securities Dealers Association, Financial Futures Association of Japan Type II Financial Instruments Firms Association, The Investment Trusts Association, Japan, and Japan Investment Advisers Association. Sales and purchase of equities are subject to commission pre-determined with clients plus consumption tax. See company-specific disclosures as to any applicable disclosures required by Japanese stock exchanges, the Japanese Securities Dealers Association or the Japanese Securities Finance Company.

Global product; distributing entities

Goldman Sachs Global Investment Research produces and distributes research products for clients of Goldman Sachs on a global basis. Analysts based in Goldman Sachs offices around the world produce research on industries and companies, and research on macroeconomics, currencies, commodities and portfolio strategy. This research is disseminated in Australia by Goldman Sachs Australia Pty Ltd (ABN 21 006 797 897); in Brazil by Goldman Sachs do Brasil Corretora de Títulos e Valores Mobiliários S.A.; Public Communication Channel Goldman Sachs Brazil: 0800 727 5764 and / or contatogoldmanbrasil@gs.com. Available Weekdays (except holidays), from 9am to 6pm. Canal de Comunicação com o Público Goldman Sachs Brasil: 0800 727 5764 e/ou contatogoldmanbrasil@gs.com. Horário de funcionamento: segunda-feira à sexta-feira (exceto feriados), das 9h às 18h; in Canada by Goldman Sachs & Co. LLC; in Hong Kong by Goldman Sachs (Asia) L.L.C.; in India by Goldman Sachs (India) Securities Private Ltd.; in Japan by Goldman Sachs Japan Co., Ltd.; in the Republic of Korea by Goldman Sachs (Asia) L.L.C., Seoul Branch; in New Zealand by Goldman Sachs New Zealand Limited; in Russia by OOO Goldman Sachs; in Singapore by Goldman Sachs (Singapore) Pte. (Company Number: 198602165W); and in the United States of America by Goldman Sachs & Co. LLC. Goldman Sachs International has approved this research in connection with its distribution in the United Kingdom.

Goldman Sachs International ("GSI"), authorised by the Prudential Regulation Authority ("PRA") and regulated by the Financial Conduct Authority ("FCA") and the PRA, has approved this research in connection with its distribution in the United Kingdom.

European Economic Area: GSI, authorised by the PRA and regulated by the FCA and the PRA, disseminates research in the following jurisdictions within the European Economic Area: the Grand Duchy of Luxembourg, Italy, the Kingdom of Belgium, the Kingdom of Denmark, the Kingdom of Norway, the Republic of Finland and the Republic of Ireland; GSI - Succursale de Paris (Paris branch) which is authorised by the French Autorité de contrôle prudentiel et de résolution ("ACPR") and regulated by the Autorité de contrôle prudentiel et de résolution and the Autorité des marchés financiers ("AMF") disseminates research in France; GSI - Sucursal en España (Madrid branch) authorized in Spain by the Comisión Nacional del Mercado de Valores disseminates research in the Kingdom of Spain; GSI - Sweden Bankfilial (Stockholm branch) is authorized by the SFSA as a "third country branch" in accordance with Chapter 4, Section 4 of the Swedish Securities and Market Act (Sw. lag (2007:528) om värdepappersmarknaden) disseminates research in the Kingdom of Sweden; Goldman Sachs Bank Europe SE ("GSBE") is a credit institution incorporated in Germany and, within the Single Supervisory Mechanism, subject to direct prudential supervision by the European Central Bank and in other respects supervised by German Federal Financial Supervisory Authority (Bundesanstalt für Finanzdienstleistungsaufsicht, BaFin) and Deutsche Bundesbank and disseminates research in the Federal Republic of Germany and those jurisdictions within the European Economic Area where GSI is not authorised to disseminate research and additionally, GSBE, Copenhagen Branch filial af GSBE, Tyskland, supervised by the Danish Financial Authority disseminates research in the Kingdom of Denmark; GSBE - Sucursal en España (Madrid branch) subject to a limited extent) to local supervision by the Bank of Spain disseminates research in the Kingdom of Spain; GSBE - Succursale Italia (Milan branch) to the relevant applicable extent, subject to local supervision by the Bank of Italy (Banca d'Italia) and the Italian Companies and Exchange Commission (Commissione Nazionale per le Società e la Borsa "Consob") disseminates research in Italy; GSBE - Succursale de Paris (Paris branch), supervised by the AMF and by the ACPR disseminates research in France; and GSBE - Sweden Bankfilial (Stockholm branch), to a limited extent, subject to local supervision by the Swedish Financial Supervisory Authority (Finansinspektionen) disseminates research in the Kingdom of Sweden.

General disclosures

This research is for our clients only. Other than disclosures relating to Goldman Sachs, this research is based on current public information that we consider reliable, but we do not represent it is accurate or complete, and it should not be relied on as such. The information, opinions, estimates and forecasts contained herein are as of the date hereof and are subject to change without prior notification. We seek to update our research as appropriate, but various regulations may prevent us from doing so. Other than certain industry reports published on a periodic basis, the large majority of reports are published at irregular intervals as appropriate in the analyst's judgment.

Goldman Sachs conducts a global full-service, integrated investment banking, investment management, and brokerage business. We have investment banking and other business relationships with a substantial percentage of the companies covered by Global Investment Research. Goldman Sachs & Co. LLC, the United States broker dealer, is a member of SIPC (<https://www.sipc.org>).

Our salespeople, traders, and other professionals may provide oral or written market commentary or trading strategies to our clients and principal trading desks that reflect opinions that are contrary to the opinions expressed in this research. Our asset management area, principal trading desks and investing businesses may make investment decisions that are inconsistent with the recommendations or views expressed in this research.

We and our affiliates, officers, directors, and employees will from time to time have long or short positions in, act as principal in, and buy or sell, the securities or derivatives, if any, referred to in this research, unless otherwise prohibited by regulation or Goldman Sachs policy.

The views attributed to third party presenters at Goldman Sachs arranged conferences, including individuals from other parts of Goldman Sachs, do not necessarily reflect those of Global Investment Research and are not an official view of Goldman Sachs.

Any third party referenced herein, including any salespeople, traders and other professionals or members of their household, may have positions in the products mentioned that are inconsistent with the views expressed by analysts named in this report.

This research is focused on investment themes across markets, industries and sectors. It does not attempt to distinguish between the prospects or performance of, or provide analysis of, individual companies within any industry or sector we describe.

Any trading recommendation in this research relating to an equity or credit security or securities within an industry or sector is reflective of the investment theme being discussed and is not a recommendation of any such security in isolation.

This research is not an offer to sell or the solicitation of an offer to buy any security in any jurisdiction where such an offer or solicitation would be illegal. It does not constitute a personal recommendation or take into account the particular investment objectives, financial situations, or needs of individual clients. Clients should consider whether any advice or recommendation in this research is suitable for their particular circumstances and, if appropriate, seek professional advice, including tax advice. The price and value of investments referred to in this research and the income from them may fluctuate. Past performance is not a guide to future performance, future returns are not guaranteed, and a loss of original capital may occur. Fluctuations in exchange rates could have adverse effects on the value or price of, or income derived from, certain investments.

Certain transactions, including those involving futures, options, and other derivatives, give rise to substantial risk and are not suitable for all investors. Investors should review current options and futures disclosure documents which are available from Goldman Sachs sales representatives or at <https://www.theocc.com/about/publications/character-risks.jsp> and https://www.fiadocumentation.org/fia/regulatory-disclosures_1/fia-uniform-futures-and-options-on-futures-risk-disclosures-booklet-pdf-version-2018. Transaction costs may be significant in option strategies calling for multiple purchase and sales of options such as spreads. Supporting documentation will be supplied upon request.

Differing Levels of Service provided by Global Investment Research: The level and types of services provided to you by Goldman Sachs Global Investment Research may vary as compared to that provided to internal and other external clients of GS, depending on various factors including your individual preferences as to the frequency and manner of receiving communication, your risk profile and investment focus and perspective (e.g., marketwide, sector specific, long term, short term), the size and scope of your overall client relationship with GS, and legal and regulatory constraints. As an example, certain clients may request to receive notifications when research on specific securities is published, and certain clients may request that specific data underlying analysts' fundamental analysis available on our internal client websites be delivered to them electronically through data feeds or otherwise. No change to an analyst's fundamental research views (e.g., ratings, price targets, or material changes to earnings estimates for equity securities), will be communicated to any client prior to inclusion of such information in a research report broadly disseminated through electronic publication to our internal client websites or through other means, as necessary, to all clients who are entitled to receive such reports.

All research reports are disseminated and available to all clients simultaneously through electronic publication to our internal client websites. Not all research content is redistributed to our clients or available to third-party aggregators, nor is Goldman Sachs responsible for the redistribution of our research by third party aggregators. For research, models or other data related to one or more securities, markets or asset classes (including related services) that may be available to you, please contact your GS representative or go to <https://research.gs.com>.

Disclosure information is also available at <https://www.gs.com/research/hedge.html> or from Research Compliance, 200 West Street, New York, NY 10282.

© 2024 Goldman Sachs.

You are permitted to store, display, analyze, modify, reformat, and print the information made available to you via this service only for your own use. You may not resell or reverse engineer this information to calculate or develop any index for disclosure and/or marketing or create any other derivative works or commercial product(s), data or offering(s) without the express written consent of Goldman Sachs. You are not permitted to publish, transmit, or otherwise reproduce this information, in whole or in part, in any format to any third party without the express written consent of Goldman Sachs. This foregoing restriction includes, without limitation, using, extracting, downloading or retrieving this information, in whole or in part, to train or finetune a third-party machine learning or artificial intelligence system, or to provide or reproduce this information, in whole or in part, as a prompt or input to any such system.